Onform

ARTWORK TEMPLATE

Rectangular Event Flags
All sizes

- Templates are drawn at 10% of actual size. Each page in this file is one size or version.
- Extend background artwork out to the outer bleed line.
- Keep logos, text and key imagery inside the dotted safe area.
- Supply print-ready PDF or AI (fonts outlined, images embedded), CMYK with Pantone references.
- Placed images: at least 150 dpi at full size.
- No designer? Just send us your logo. Our team will set up your artwork and send a proof, free.

Send artwork to hello@onform.nz | 0508 ONFORM | areyouonform.com | 55 Druces Rd, Wiri, Auckland

hello@onform.nz | 0508 ONFORM | areyouonform.com



Rectangular Flag DS 710 x 1450

Onform
ARTWORK CHECKLIST

Get these right and your order moves faster.

- ☐ **1. Accepted file types**
  Adobe Illustrator (AI), PDF or EPS.
- ☐ **2. Fonts**
  Convert all fonts to outlines.
- ☐ **3. Images**
  Embed all images, no links. At least 150 dpi at full size.
- ☐ **4. Colour**
  Supply artwork in CMYK, not RGB.
- ☐ **5. Pantone colours**
  Tell us any PMS colours. Solid Coated only.
- ☐ **6. Use the right template**
  Check the template matches the size you ordered. Delete all template guides before you send.
- ☐ **7. Check the detail**
  Zoom to 100% and check for pixelation, typos and errors.
- ☐ **8. Send a preview**
  Include a JPEG or screenshot of your artwork.
- ☐ **9. Fabric proof (recommended)**
  A4 proof available at 10% full image and 100% crop.

KEY

Bleed line
Take background artwork out to this line.

Finished size
The visible area of the finished product.

Safe area
Keep text and logos inside this line.

hello@onform.nz | 0508 ONFORM

hello@onform.nz | 0508 ONFORM | areyouonform.com



Rectangular Flag DS
710 x 1850

Onform
ARTWORK CHECKLIST

Get these right and your order moves faster.

- ☐ **1. Accepted file types**
  Adobe Illustrator (AI), PDF or EPS.
- ☐ **2. Fonts**
  Convert all fonts to outlines.
- ☐ **3. Images**
  Embed all images, no links. At least 150 dpi at full size.
- ☐ **4. Colour**
  Supply artwork in CMYK, not RGB.
- ☐ **5. Pantone colours**
  Tell us any PMS colours. Solid Coated only.
- ☐ **6. Use the right template**
  Check the template matches the size you ordered. Delete all template guides before you send.
- ☐ **7. Check the detail**
  Zoom to 100% and check for pixelation, typos and errors.
- ☐ **8. Send a preview**
  Include a JPEG or screenshot of your artwork.
- ☐ **9. Fabric proof (recommended)**
  A4 proof available at 10% full image and 100% crop.

KEY

Bleed line
Take background artwork out to this line.

Finished size
The visible area of the finished product.

Safe area
Keep text and logos inside this line.

hello@onform.nz | 0508 ONFORM

hello@onform.nz | 0508 ONFORM | areyouonform.com



Right Hung

Left Hung

Rectangular Flag DS
710 x 2250

Onform
ARTWORK CHECKLIST

Get these right and your order moves faster.

- ☐ **1. Accepted file types**
  Adobe Illustrator (AI), PDF or EPS.
- ☐ **2. Fonts**
  Convert all fonts to outlines.
- ☐ **3. Images**
  Embed all images, no links. At least 150 dpi at full size.
- ☐ **4. Colour**
  Supply artwork in CMYK, not RGB.
- ☐ **5. Pantone colours**
  Tell us any PMS colours. Solid Coated only.
- ☐ **6. Use the right template**
  Check the template matches the size you ordered. Delete all template guides before you send.
- ☐ **7. Check the detail**
  Zoom to 100% and check for pixelation, typos and errors.
- ☐ **8. Send a preview**
  Include a JPEG or screenshot of your artwork.
- ☐ **9. Fabric proof (recommended)**
  A4 proof available at 10% full image and 100% crop.

KEY

Bleed line
Take background artwork out to this line.

Finished size
The visible area of the finished product.

Safe area
Keep text and logos inside this line.

hello@onform.nz | 0508 ONFORM

hello@onform.nz | 0508 ONFORM | areyouonform.com



Rectangular Flag 710 x 1450

Onform
ARTWORK CHECKLIST

Get these right and your order moves faster.

- ☐ **1. Accepted file types**
  Adobe Illustrator (AI), PDF or EPS.
- ☐ **2. Fonts**
  Convert all fonts to outlines.
- ☐ **3. Images**
  Embed all images, no links. At least 150 dpi at full size.
- ☐ **4. Colour**
  Supply artwork in CMYK, not RGB.
- ☐ **5. Pantone colours**
  Tell us any PMS colours. Solid Coated only.
- ☐ **6. Use the right template**
  Check the template matches the size you ordered. Delete all template guides before you send.
- ☐ **7. Check the detail**
  Zoom to 100% and check for pixelation, typos and errors.
- ☐ **8. Send a preview**
  Include a JPEG or screenshot of your artwork.
- ☐ **9. Fabric proof (recommended)**
  A4 proof available at 10% full image and 100% crop.

KEY

Bleed line
Take background artwork out to this line.

Finished size
The visible area of the finished product.

Safe area
Keep text and logos inside this line.

hello@onform.nz | 0508 ONFORM



Rectangular Flag SS 710 x 1850

Onform
ARTWORK CHECKLIST

Get these right and your order moves faster.

- ☐ **1. Accepted file types**
  Adobe Illustrator (AI), PDF or EPS.
- ☐ **2. Fonts**
  Convert all fonts to outlines.
- ☐ **3. Images**
  Embed all images, no links. At least 150 dpi at full size.
- ☐ **4. Colour**
  Supply artwork in CMYK, not RGB.
- ☐ **5. Pantone colours**
  Tell us any PMS colours. Solid Coated only.
- ☐ **6. Use the right template**
  Check the template matches the size you ordered. Delete all template guides before you send.
- ☐ **7. Check the detail**
  Zoom to 100% and check for pixelation, typos and errors.
- ☐ **8. Send a preview**
  Include a JPEG or screenshot of your artwork.
- ☐ **9. Fabric proof (recommended)**
  A4 proof available at 10% full image and 100% crop.

KEY

Bleed line
Take background artwork out to this line.

Finished size
The visible area of the finished product.

Safe area
Keep text and logos inside this line.

hello@onform.nz | 0508 ONFORM



Rectangular Flag SS 710 x 2250

Onform
ARTWORK CHECKLIST

Get these right and your order moves faster.

- ☐ **1. Accepted file types**
  Adobe Illustrator (AI), PDF or EPS.
- ☐ **2. Fonts**
  Convert all fonts to outlines.
- ☐ **3. Images**
  Embed all images, no links. At least 150 dpi at full size.
- ☐ **4. Colour**
  Supply artwork in CMYK, not RGB.
- ☐ **5. Pantone colours**
  Tell us any PMS colours. Solid Coated only.
- ☐ **6. Use the right template**
  Check the template matches the size you ordered. Delete all template guides before you send.
- ☐ **7. Check the detail**
  Zoom to 100% and check for pixelation, typos and errors.
- ☐ **8. Send a preview**
  Include a JPEG or screenshot of your artwork.
- ☐ **9. Fabric proof (recommended)**
  A4 proof available at 10% full image and 100% crop.

KEY

Bleed line
Take background artwork out to this line.

Finished size
The visible area of the finished product.

Safe area
Keep text and logos inside this line.

hello@onform.nz | 0508 ONFORM